




Shire Oak CE Primary School Long Term Plan YEAR THREE (Rhine) Please see subject progression maps for detail on knowledge, skills and understanding to be learned.

	Autumn	Spring	Summer
Topic Name	Shine and Grow	Rock Stars	Pyramids, Pets and People
English	Spelling reinforce Phase 5 and 6 phonics Spelling Rules	Phase 6 phonics, Spelling rules No-nonsense spelling	Spelling rules No-nonsense spelling
Core Texts			
Writing Focus	<p>Narrative – adventure and portal stories Explanation – plants, light Instructions – light experiment Letter to figure in Leeds history</p>	<p>Recount - diary linked to class trip Non-chronological report - geology of volcanoes Biography of inspirational figure – Mary Anning Shape poems - volcano/hurricane Narrative – alternative story endings</p>	<p>Newspaper report – events in Kaspar Persuasion - visit Yorkshire using green transport Narrative - Egyptian myths Instructions – Using tools in Forest School</p>
Maths	<p>Number: place value Number: addition and subtraction Number: multiplication and division</p>	<p>Number: multiplication and division Measurement: length and perimeter Measurement: mass and capacity Number: fractions</p>	<p>Number: fractions Measurement: money Measurement: time Geometry: shape Statistics</p>
History	<p><u>Leeds history part 1- What are the historical stories from Headingley and Leeds?</u> Using evidence, make links between past and present (Part 2 Children's History of Leeds book 1066-1485, pp 6-9)</p> <p><u>Significant local figure</u> Roy Francis (Black History Month)</p>	<p><u>Changes to Britain from the Stone Age to Iron Age</u> Develop historical terms, select, organize historical information.</p> <p><u>Significant national figure</u> Mary Anning</p>	<p><u>Ancient Egypt</u> Where and when the first civilizations appear, what did they achieve and what was the impact? Develop historical terms. Devise historical questions. Selecting and organizing historical information.</p>

Geography	Climate zones Continents Counties and cities of the UK Types and sizes of settlements and their functions e.g. coastal towns Main land uses within urban areas and key characteristics of rural areas. Our Leeds locality	Volcanoes and Earthquakes Mountain environments	Maps – using symbols and keys Use 4 figure grid references. Give directional instructions up to 8 compass points. Use large scale maps outside e.g. OS map Fieldwork- orienteering European countries
Science	<u>Light</u> Light, dark and how we see things. Reflection Sources of light Shadows and how/why they change <u>Plants</u> Different parts of flowering plants: roots, stem/trunk, leaves and flowers Requirements for life and growth in different plants. Investigate the way in which water is transported within plants. Life cycle of flowering plants, including pollination, seed formation and seed dispersal. <u>Working scientifically</u> Asking relevant questions and using different types of scientific enquiries to answer them. Setting up simple, practical enquiries, comparative and fair test.	<u>Rocks</u> Compare and group together different kinds of rocks. Describe in simple terms how fossils are formed. Recognise that soils are made from rocks and organic matter. <u>Working scientifically</u> Using results to draw simple conclusions, make predictions for new values, suggest improvements and raise further questions. Reporting on findings from enquiries, including oral and written explanations, displays or presentation of results and conclusions.	<u>Animals including humans</u> Animal (including human) nutrition Skeletons and muscles for support, protection and movement. <u>Forces and magnets</u> Attraction and repulsion How magnets operate in different conditions Poles <u>Working scientifically</u> Identifying differences, similarities or changes related to simple scientific ideas and processes.
Art and Design Pablo Picasso Introduce sketch books	Botanical drawings and watercolours <u>Drawing:</u> Shading grid, close observation, positive and negative shapes. <u>Colour:</u> Colour wheel/colour mixing Artist: Elizabeth Blackadder	<u>Texture:</u> creating textured surface and experimenting with texture and materials to create volcano and cave paint effect. Artist: Margaret Godfrey <u>Printing:</u> Experimenting with Stone Age symbols using monoprinting techniques Artist: Neolithic artists	<u>Egyptian Cartouche and jewellery</u> <u>Form:</u> Shaping and moulding using different materials <u>Pattern:</u> Making patterns on a range of surfaces. Artist: Lilia Nash

R.E. (Religious Education) Class Value: TRUST	3.1 How do Jews remember God's covenant with Abraham and Moses? 3.2 What is spirituality and how do people experience this?	3.3 What do Christians believe about a good life? Trust value. Easter production	3.4 What do the creation stories tell us? 3.5 Who can inspire us?
D.T. (Design and Technology)	Food: Healthy and varied diet – Design, make and evaluate a plant based meal.	Mechanical systems: Pneumatics – Make and evaluate a model volcano	Structures: Shell structures – Design, make and evaluate a pyramid construction
Computing	1. We are communicators 2. We are vloggers	1. We are opinion pollsters 2. We are presenters	1. We are programmers 2. We are bug fixers
Music	1. Let Your Spirit Fly 2. Glockenspiel	1. Easter production 2. Three Little Birds	1. The Dragon Song 2. Bringing Us Together
P.E. (Physical Education)	Invasion games (rugby) Swimming Net and wall games (volleyball)	Gymnastics – (Travelling, rolling, balancing, jumping and equipment) Swimming Dance (Bollywood)	Striking and fielding (cricket) Swimming Athletics (throwing)
Foreign language French	French, France, Francophone countries Name and Greetings Family members	Numbers to 12 Age Colours	Numbers to 20 Days of the week Buying food, example, ice creams
PSHE (Personal Social & Health Education)	Mental Health Communities Keeping Safe Shared Responsibilities Media Literacy and Digital Resilience	Relationships Ourselves, Growing and Changing Economic Wellbeing: Aspirations, Work and Career	Safe Relationships Health and Wellbeing Respecting Self and Others Economic Wellbeing: Money
Key visits, visitors and experiences	Forest school Trip to Harlow Carr Gardens Seed gathering in the local area	Forest School Leeds Discovery Centre Easter production	Forest School Egyptian drama or visitor with artefacts Otley Chevin using maps and compasses